

What's New in SMART Board™ Software 9.5

SMART Board software 9.5 is powerful, intuitive and easy to use with either Windows® or Mac operating systems. If you've worked with SMART Board software before, you'll see that version 9.5 has the same interface and core features as earlier versions, with new tools and enhanced features to help you create, manage and present digital content. The following features are either new or improved:

Notebook™ Software

- Gallery search option
- SMART Essentials for Educators
- online resources
- video file integration
- audio file integration
- Flip Object tool
- Infinite Cloner tool
- scientific notation support
- superscript and subscript support
- Freehand Capture tool
- object link options
- more object lock options
- improved Full Screen view
- improved Screen Shade tool
- customizable toolbar
- import and export PowerPoint® files
- enhanced HTML integration

SMART Board Tools

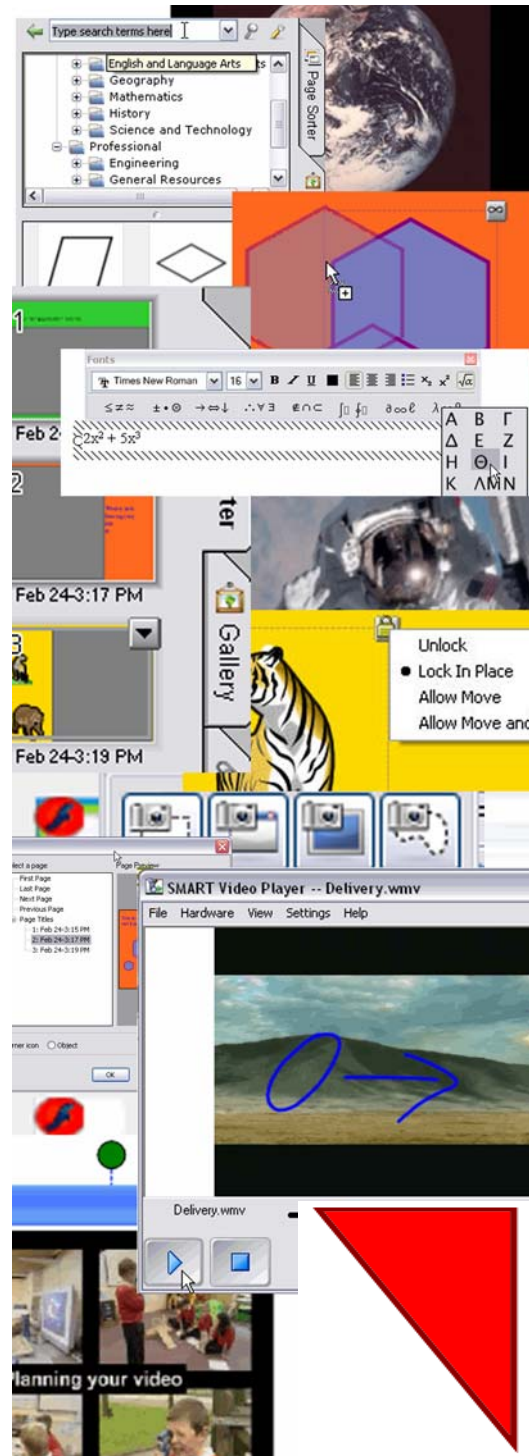
- improved Video Player
- Freehand Screen Capture tool
- improved Spotlight tool

Support Resources

- improved online Help

Additional Items

- new Notebook file extension
- over 30 language choices
- take-home privileges



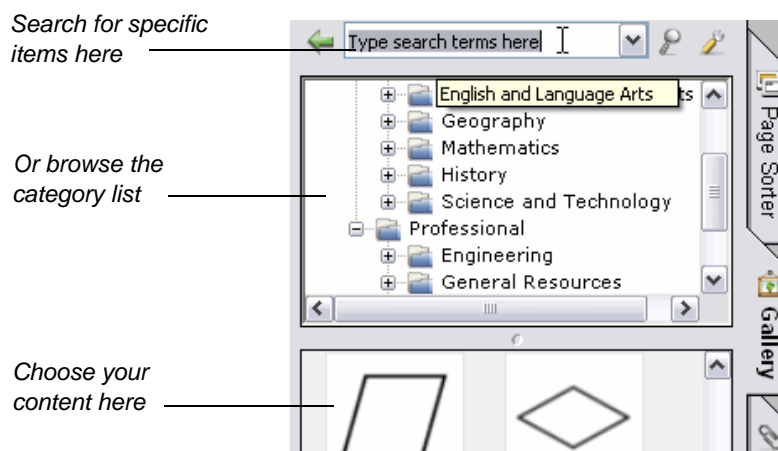
Notebook Software

Notebook software 9.5 includes many improvements and new features to create and enhance interactive lessons.

Notebook Gallery


One of the most significant changes to Notebook software is the enhancement of the Gallery in several important areas.

New Gallery search: The Gallery's tree structure and display window make it easy to browse your collections for the content you need. New to 9.5 is the additional ability to search the Gallery by key word. Use your keyboard, pen tray pen or SMART Keyboard to find specific and related content quickly. Your search results are organized by file type, so you can easily select the format that best suits your presentation needs.



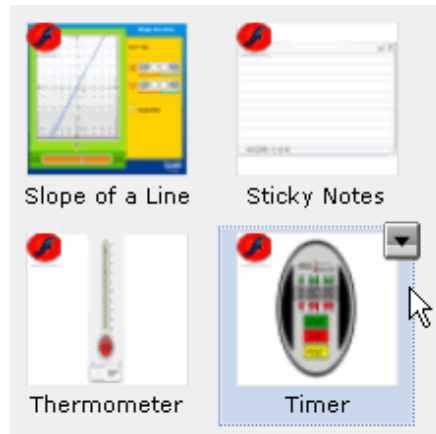
SMART Essentials for Educators: The Essentials for Educators CD is included with all new SMART interactive products. If you're already a customer, you can download all the content from www.education.smarttech.com. Choose from over 6,000 learning objects and over 500 new items, such as:

- image files, including new clip art and photographs



- sound files, including famous speeches, phonics, animal sounds and instruments
- video files, including content from NASA, CellsAlive and Espresso Education

- Notebook lesson plans. Innovative and dynamic content provided by SMART includes audio and video components.
- Macromedia® Flash® files. Enhanced Flash objects make it easier to develop highly interactive digital content.



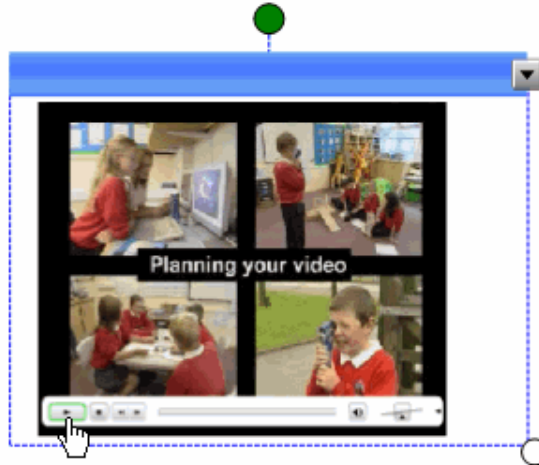
All new content and file types are accessible directly from the Gallery tab. Select any item in the Contents pane and drag it onto your Notebook page to add it to your presentation.

New online resources: New to version 9.5 is the ability to access online content directly from the Gallery. Not only can you access SMART's comprehensive collection of online lesson plans at the press of a button, you can also access country-specific lesson activities, curriculum standards and classroom resources. It's easy to access materials made available by other teachers on your local network, and administrators can add additional online content.



Video Files in Notebook Software

You can now integrate certain video files directly into a Notebook file, where you can manipulate them just as you would any other object. Videos can be moved, resized, written over and added to the Gallery.

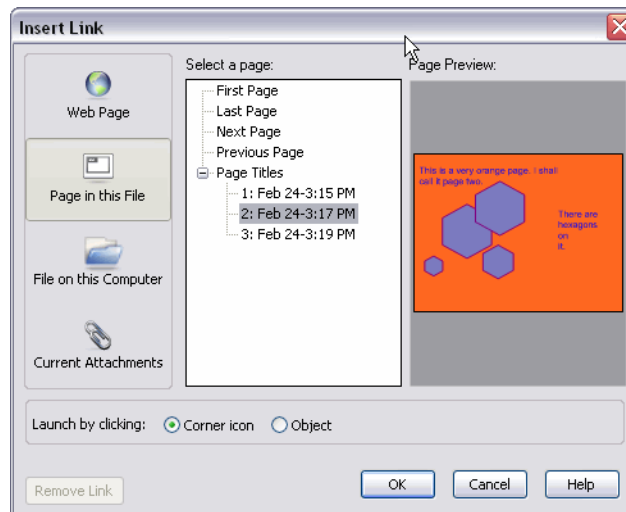


Audio Files in Notebook Software

You can now attach audio files directly to an object. For example, attach a pronunciation file to a word or image, and then click on the speaker icon or on the object itself to play the associated sound.

Link Objects

Version 9.5 now has several options to link learning objects to external content. As well as linking an object to a Web page or internal document, you can also link to another page in your Notebook file or to a document that's already attached to another object.



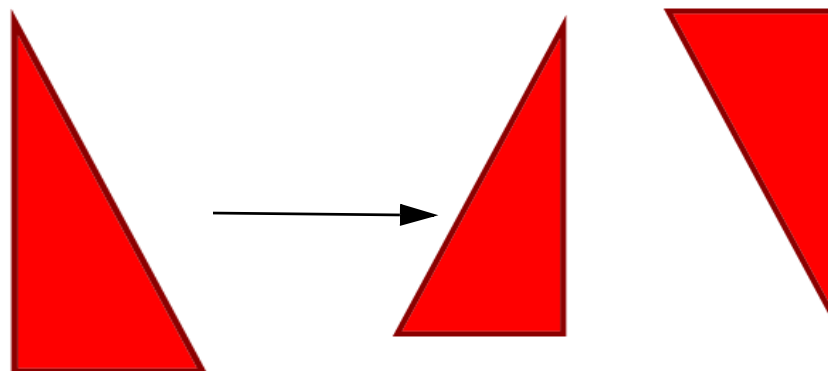
Lock Objects

As in previous versions, you can use the **Lock in Place** option to protect any object from modification. New to this version is the ability to move a locked object, or to move and rotate a locked object. This is especially useful when lessons require that an object be moved around the screen but not resized, such as geography images.



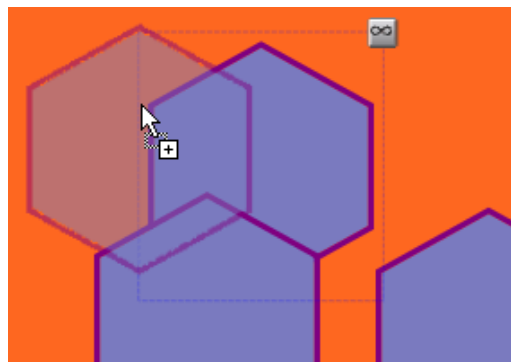
Flip Objects

New to version 9.5 is the ability to create mirror images by flipping an object either vertically or horizontally.



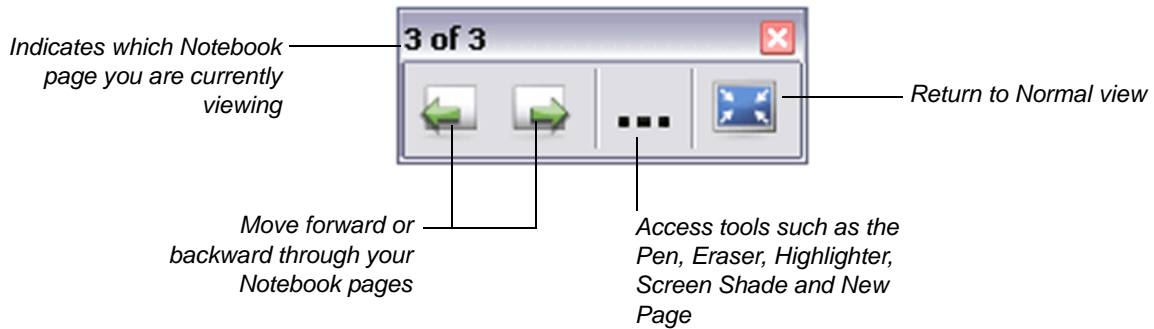
Infinite Cloner

The ability to clone an object (to copy and paste it with a single press) was a feature in previous versions, and is still available in 9.5. In addition, the new Infinite Cloner feature makes it easy to create multiple copies of a single object or groups of objects.



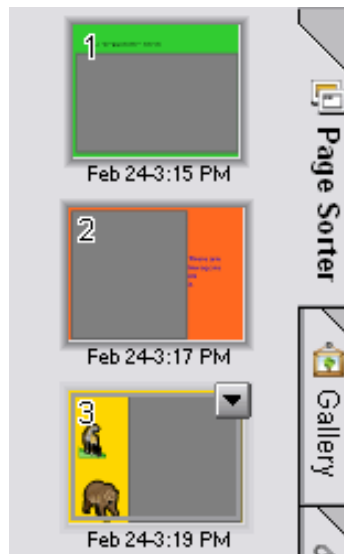
Full-Screen View

This popular view is now even better. When you select this view during a presentation, the toolbar and side tabs disappear completely, giving you the greatest screen area possible. A small, movable toolbar makes it easy to navigate through your presentation or to return to Normal view.



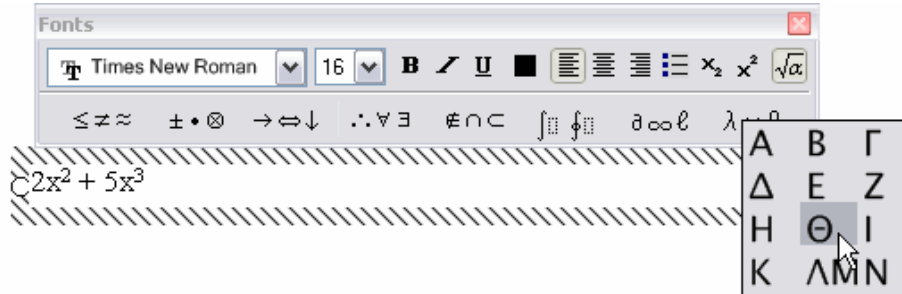
Screen Shade

As in previous SMART Board software releases, you can drag the Screen Shade tool up, down, left or right to reveal or hide information during a presentation. In version 9.5, however, you can add screen shades to individual Notebook pages to further customize your presentation. As well, you can resize and manipulate each page's shade independently.



Text

We improved our text capabilities to make it easier to use in scientific or mathematical presentations. Superscripts, subscripts and a variety of scientific notation and symbols are now available in the Fonts toolbar, which appears whenever you select a text object.



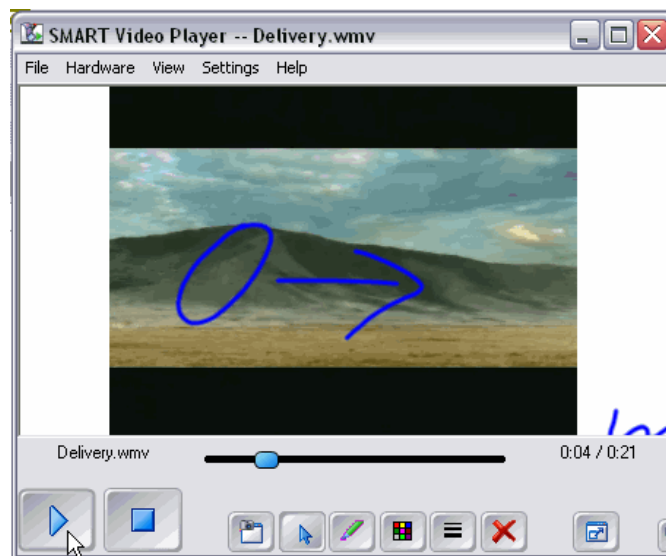
Import and Export Microsoft PowerPoint Files

As in previous versions of SMART Board software for Windows operating systems, you can still write notes over PowerPoint presentations and save those notes directly into the PowerPoint file. New in 9.5 is the ability to import and convert PowerPoint slides to Notebook files, where you can manipulate every object in your PowerPoint slide just as you would a Notebook page object. The page and object structure is always maintained, and you can easily convert your Notebook files back into a PowerPoint file.

SMART Board Tools


Improved SMART Video Player

In addition to presenting video clips from your VCR or DVD player, the SMART Video Player now supports streaming video on Windows operating systems.



Improved Screen Capture

In addition to the Window, Region, or Entire Screen capture options, SMART Board software 9.5 introduces a Freehand Screen Capture option so you can capture any shape or part of the screen.



Improved Spotlight Tool

The Spotlight tool in previous versions of SMART Board software had three shapes (circle, square and star) that could be expanded or contracted, but remained proportional. We have improved this feature so that you can manipulate the spotlight into virtually any shape, to focus your audience's attention exactly where you want.

A screenshot of a table with a spotlight tool highlighting a row. The table has columns for 'Date requested', 'Summary', 'KB', 'ST', 'SNFR', and 'Date se'. The row for '1-Nov-05' with 'USB Tech Bulletin replacement' is highlighted. The spotlight tool is a blue rectangle with a white border, positioned over the highlighted row.

	Date requested	Summary	KB	ST	SNFR	Date se
4						
5	1-Nov-05	Bulletin page change	n/a	1	n/a	9-Nov-05
6	1-Nov-05	USB Tech Bulletin replacement	yes	1	1	9-Nov-05
7	1-Nov-05	SB600 series spec replacements	yes	2	1	9-Nov-05
8	1-Nov-05	3000i discontinued spec/page changes	yes	1	1	9-Nov-05
9	4-Nov-05	Actalyst/SBFPD spec updates	n/a	4	n/a	9-Nov-05

Customizable Toolbar

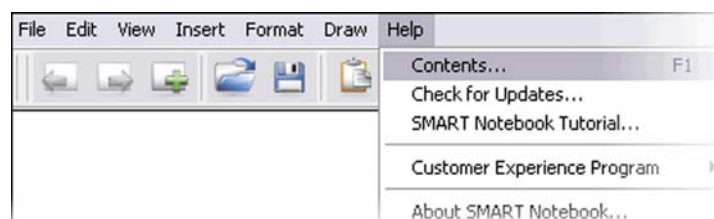
If you run Notebook software on a Mac computer, you can now add or remove icons from the Notebook software toolbar to fully customize your interface.

New Support Tools

In addition to the option of calling or e-mailing our Technical Support representatives, SMART Board software 9.5 now contains additional resources to help you troubleshoot any problems.

Online Help

Version 9.5 now includes a greatly improved and comprehensive Help file that includes an intuitive navigation system and simple, clear instructions. As a result, we will no longer update the *SMART Board Software User's Guide*. Use Help to learn how to use any feature in SMART Board software.



Additional Items

New Notebook File Extension

You'll notice that Notebook software file extensions have changed from .xbk to .notebook. We wanted to provide a file format that was more robust, interoperable and that better enabled us to incorporate popular feature requests suggested by Notebook software users. You can open files created in earlier versions of Notebook software in version 9.5. However, if you need to open your version 9.5 file on a computer running an older version of SMART Board software, you must save your file in version 8 or 9.1 formats.

Over 30 Language Choices

SMART Board software for Windows operating systems is available for installation in 31 languages, now including Estonian, Gaelic and Ukranian.

Take-Home Privileges

As in previous versions, SMART Board interactive whiteboard and Sympodium interactive pen display customers can use Notebook software at no additional cost on their home computers or laptops to prepare and view lesson activities or presentations. However, you can't use SMART Board software on our competitors' interactive whiteboards or pen-enabled devices. For more details, see the software license agreement.

SMART Technologies Inc.

1207 – 11 Avenue SW, Suite 300

Calgary, AB T3C 0M5

CANADA

Support +1.403.228.5940 or Toll Free 1.866.518.6791 (Canada/U.S.)

Support Fax +1.403.806.1256

support@smarttech.com www.smarttech.com

The logo for SMART Technologies, featuring the word "SMART" in a large, bold, stylized font with a trademark symbol, and the word "Technologies" in a smaller, sans-serif font below it.